



BP310
BACKPLANE, BUS BAR

PRODUCT DATA SHEET




SUITABLE SUBSTRATES

Properly prepped, primed, and OEM grade clear coat to include but not limited to:

- Plastic - Metal -Carbon Fiber
- Wood - Fiberglass

**Conductive substrates must be fully encapsulated so substrate will not get energized



MIXING

- Contents premixed and ready to use.
- Thoroughly hand shake before use.
- Use **ONLY** glass or plastic stirrer if needed

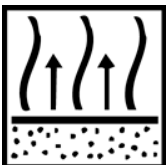
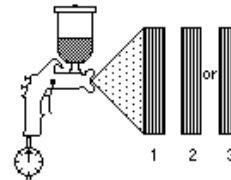


Premixed




APPLICATION

- Apply 2-3 medium to wet coats until proper OHM reading is reached
- 50 to 75% overlap
- 20 – 25 psi at nozzle for HVLP



DRY SCHEDULE

- 5 – 7 minutes flash between coats
- Allow 15 – 20 minutes between each layer
- No longer than 8-12 hours between layers
- @ 70 F / 30% humidity



NOTES

Pour remainder material back in original canister after thoroughly agitated

Shelf life: 3 months

Approximate Coverage: 4oz = 1-2 square feet
 8oz = 3-4 square feet



PERSONAL PROTECTION

- For use by trained professionals only.
- Read all labels, directions, and SDS before use
- Use all appropriate Personal Protective Equipment while mixing and spraying



DE301 DIELECTRIC

PRODUCT DATA SHEET

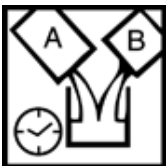


SUITABLE SUBSTRATES

Properly prepped, primed, and OEM grade clear coat to include but not limited to:

- Plastic
- Metal
- Carbon Fiber
- Wood
- Fiberglass

**Conductive substrates must be fully encapsulated so substrate will not get energized



MIXING

- Contents premixed and ready to use.
- Thoroughly hand shake before use.
- Use ONLY glass or plastic stirrer if needed

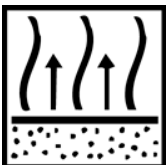
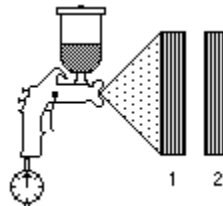


Premixed




APPLICATION

- Apply 2 wet cross coats.
- 50 to 75% overlap
- 20 – 25 psi at nozzle for HVLP



DRY SCHEDULE

- 5 – 7 minutes flash between coats
- Allow 15 – 20 minutes between each layer
- No longer than 8-12 hours between layers
- @ 70 F / 30% humidity



NOTES

Pour remainder material back in original canister after thoroughly agitated

Shelf life: 3 months

Approximate Coverage: 4oz = 1-2 square feet
8oz = 3-4 square feet



PERSONAL PROTECTION

- For use by trained professionals only.
- Read all labels, directions, and SDS before use
- Use all appropriate Personal Protective Equipment while mixing and spraying



LC302OR- LUMIORANGE
LC302GR- LUMIGREEN
LC302BU- LUMIBLUE
LC302AQ- LUMIAQUA
LC302WH- LUMIWHITE

PRODUCT DATA SHEET




SUITABLE SUBSTRATES

Properly prepped, primed, and OEM grade clear coat to include but not limited to:

- Plastic
- Metal
- Carbon Fiber
- Wood
- Fiberglass

**Conductive substrates must be fully encapsulated so substrate will not get energized



MIXING

- Contents premixed and ready to use.
- Thoroughly hand shake before use.
- Use ONLY glass or plastic stirrer if needed

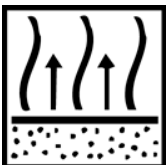
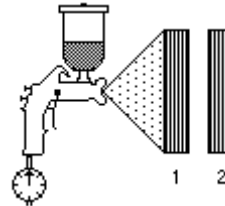


Premixed




APPLICATION

- Apply 2 wet cross coats.
- Apply under black light for best results
- 50 to 75% overlap
- 20 – 25 psi at nozzle for HVLP



DRY SCHEDULE

- 5 – 7 minutes flash between coats
- Allow 15 – 20 minutes between each layer
- No longer than 8-12 hours between layers
- @ 70 F / 30% humidity



NOTES

Pour remainder material back in original canister after thoroughly agitated

Shelf life: 3 months

Approximate Coverage: 4oz = 1-2 square feet
8oz = 3-4 square feet



PERSONAL PROTECTION

- For use by trained professionals only.
- Read all labels, directions, and SDS before use
- Use all appropriate Personal Protective Equipment while mixing and spraying




SUITABLE SUBSTRATES

Properly prepped, primed, and OEM grade clear coat to include but not limited to:

- Plastic - Metal -Carbon Fiber
- Wood - Fiberglass

**Conductive substrates must be fully encapsulated so substrate will not get energized



MIXING

- Contents premixed and ready to use.
- Thoroughly hand shake before use.
- Use **ONLY** glass or plastic stirrer if needed

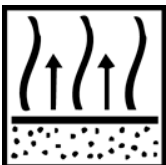
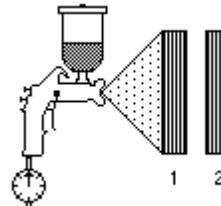


Premixed




APPLICATION

- 1 – 2 light to medium cross coats
 - **See user guide for instructions
- 50 to 75% overlap
- 18 – 20 psi at nozzle for HVLP



DRY SCHEDULE

- 1 hour minimum dry time
- No longer than 24 hours before encapsulating clear
- @ 70 F / 30% humidity



NOTES

Pour remainder material back in original canister after thoroughly agitated

Shelf life: 3 months

Approximate Coverage: 4oz = 1-2 square feet
 8oz = 3-4 square feet



PERSONAL PROTECTION

- For use by trained professionals only.
- Read all labels, directions, and SDS before use
- Use all appropriate Personal Protective Equipment while mixing and spraying